





	Model	Orifice for HP Propane	Venturi Mix Btu Range (1000s)	Forced Air Btu Range (1000s)	Various Uses	No. of Holes	Hole Size
New Mini-Square	SQ 2 3/16	75	HP Propane 6-24	Nat. Gas 6-28	 for mini-glories and furnaces (5 Tto 10 lbs.), pipe warmers, bead furnaces, & gas annealing kilns	13	3/16"
	SQ 2 7/32	72	10-34	10-40	 for small foundry furnaces and glass furnaces (5 lb) small 4-5" glories	13	7/32"
	SQ 2.5 3/16	73	9-31	9-39	 for small furnaces and annealers, furnaces (5 lb) small 4-5" glories	18	3/16"
	SQ 2.5 7/32	69	13-47	13-52	 for small foundry furnaces and glass furnaces (10 lb) small 5-6" glories	18	7/32"
Traditional Giberson Round Burners	B-3/16	65	30-68	30-75	for small glories and furnaces (25 to 35 lbs.), pipe warmers, bead furnaces, & gas annealing kilns	24	3/16"
	B-7/32	60	39-88	39-95	pot furnaces & various multiple burner applications	24	7/32"
	B-250S	59	41-93	41-99	small to medium glories (1 cubic foot, with 8" door), medium pot furnaces, etc.	24	1/4"
	B-250	58	44-98	44-120	day tank furnaces (100 lbs.), invested pot furnaces (150 lbs), glories (9" to 11"), freestanding pot furnaces (200 lbs.)	24	17/64"
	B-255	57	46-103	46-150	day tank furnaces (200 lbs.) & medium glories (11" to 15")	24	9/32"
	B-650	56	54-120	54-195	large glories (16" to 18"), day tank furnaces (to 300 lbs.), salt kilns, & forges	24 Plus one lg. ctr. hole	9/32" 5/8"